

EDEN INFRACON PRIVATE LIMITED

[CIN - U45200WB2007PTC114343]

7, JAWAHARLAL NEHRU ROAD , MEZZANINE FLOOR, KOLKATA - 700013

PART I - Form of BALANCE SHEET as at 31st March, 2017


AMOUNT (₹)

PARTICULARS		REFER NOTE NO.	FIGURES AS AT 31ST MARCH 2017	FIGURES AS AT 31ST MARCH 2016
1		2	3	4
I. EQUITY AND LIABILITIES				
1 Shareholders' funds				
(a) Share capital				
(b) Reserves and surplus		1	1,00,000	1,00,000
		2	-57,165	-64,701
			42,835	35,299
2 Share application money pending allotment				
3 Non-current liabilities				
(a) Long-term borrowings				
(b) Deferred tax liabilities (Net)				
4 Current liabilities				
(a) Short-term borrowings				
(b) Trade payables		3	24,11,564	24,11,564
(c) Other current liabilities		4	28,000	19,000
(d) Short-term provisions		5	33,745	8,650
			1,780	-
			24,75,089	24,39,214
TOTAL			25,17,924	24,74,513
II. ASSETS				
Non-current assets				
1 (a) Fixed assets				
(i) Tangible assets				
(ii) Intangible assets				
(b) Non-current investments				
(c) Long-term loans and advances				
(d) Other Non current Asses				
		6	8,03,163	3,16,227
2 Current assets			8,03,163	3,16,227
(a) Current investments				
(b) Inventories				
(c) Trade receivables				
(d) Cash and cash equivalents				
(e) Short-term loans and advances		7	3,14,871	46,010
(f) Other current assets		8	13,99,890	21,12,276
			17,14,761	21,58,286
TOTAL			25,17,924	24,74,513
III. SIGNIFICANT ACCOUNTING POLICIES AND NOTES ON FINANCIAL STATEMENTS		10		

Schedules referred to above form an integral part of the Financial Statements
This is the Balance Sheet referred to in our report of even date

PRASHANT-RAJESH & ASSOCIATES
CHARTERED ACCOUNTANTS


FRN: 327475E




FCA RAJESH KUMAR PRASAD
(PARTNER)

Memb. No. 063227

For and on behalf of Board of Directors



ARYA SUMANT
(DIRECTOR)



KUMAR SATYAKI
(DIRECTOR)

PLACE:- KOLKATA.

DATE:- THIS 4TH SEPTEMBER, 2017

EDEN INFRACON PRIVATE LIMITED

7, JAWAHARLAL NEHRU ROAD , MEZZANINE FLOOR, KOLKATA - 700013

PART II – Form of STATEMENT OF PROFIT AND LOSS for the year ended 31st March, 2017

(Amount in ₹)

PARTICULARS	REFER NOTE NO.	FIGURES AS AT 31ST MARCH 2017	FIGURES AS AT 31ST MARCH 2016
1	2	3	4
I. REVENUE FROM OPERATION			
II. Other income		-	-
III. Total Revenue (I + II)		61,200	-
IV. EXPENSES		61,200	-
Cost of materials consumed			
Purchases of Stock-in-Trade		-	-
Changes in inventories of finished goods work-in-progress and Stock-in-Trade		-	-
Employee benefits expense		-	-
Finance costs		-	-
Depreciation and amortization expense		-	-
Other expenses			
Total expenses	9	51,884	14,800
		51,884	14,800
V. Profit before exceptional and extraordinary items and tax (III-IV)		9,317	-14,800
VI. Exceptional items			
		-	-
VII. Profit after extraordinary items but before tax (V - VI)		9,317	-14,800
VIII. Tax expense:			
(1) Current tax			
(2) Deferred tax		1,780	-
		-	-
IX. Profit (Loss) for the period (VII-VIII)		7,537	-14,800
X. Earnings per equity share:			
(1) Basic			
(2) Diluted		0.75	-1.48
		-	-

Schedules referred to above form an integral part of the Financial Statements

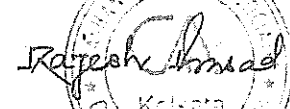
This is the Statement of Profit & Loss referred to in our report of even date

PRASHANT RAJESH & ASSOCIATES

CHARTERED ACCOUNTANTS


FRN : 327475E

For and on behalf of Board of Directors



Kolkata

CA RAJESH KUMAR PRASAD
PARTNER

MEMB. NO. 063227



KUMAR SATYAKI
(Director)



ARYA SUMANT
(Director)

Place: Kolkata.

DATE:- THIS 4TH SEPTEMBER, 2017.

EDEN INFRACON PRIVATE LIMITED

7, JAWAHARLAL NEHRU ROAD, MEZZANINE FLOOR, KOLKATA - 700013

PART III - Form of SCHEDULES TO FINANCIAL STATEMENTS as at 31st March, 2017

Schedule 1 Disclosure for Share Capital pursuant to Schedule III to the Companies Act, 2013

Share Capital	MARCH 31, 2017		MARCH 31, 2016	
	Number	₹	Number	₹
Authorised				
Equity Shares of ₹ 10 each fully paid	50,000	5,00,000	50,000	5,00,000
Issued	50,000	5,00,000	50,000	5,00,000
Equity Shares of ₹ 10 each fully paid	10,000	1,00,000	10,000	1,00,000
Subscribed & Paid up				
Equity Shares of ₹ 10 each fully paid	10,000	1,00,000	10,000	1,00,000
Total	10,000	1,00,000	10,000	1,00,000

Details of Shares held by each shareholder holding more than 5% shares

Name of Shareholders	MARCH 31, 2017		MARCH 31, 2016	
	Number of shares	% of holding	Number of shares	% of holding
Mr. Sachchidanand Rai	8,000	80%	8,000	80%
Mr. Arya Sumant	2,000	20%	2,000	20%
Total	10,000	100%	10,000	100%

(b) Rights, preferences and restrictions attached to Shares : Equity Shares

The company has one class of equity shares having a par value of Rs 10 /- each. Each Shareholder is entitled to one vote.

The dividend, if any, proposed by the board of directors is subject to the approval of the Shareholders in the ensuing Annual General Meeting, except in case of Interim Dividend. In the event of Liquidation, the equity Shareholders are eligible to receive the remaining assets of the Company after distribution of all preferential amounts, in proportion to their shareholding.

(c) The reconciliation of Number of Shares Outstanding and the amount of the Share Capital as at MARCH 31, 2016 & 2017.

Particulars	MARCH 31, 2017		MARCH 31, 2016	
	Number	₹	Number	₹
Number of Shares at the Beginning	10,000	1,00,000	10,000	1,00,000
Add: Shares Issued during the Year	-	-	-	-
Number of Shares at the end	10,000	1,00,000	10,000	1,00,000

Schedule 2 Disclosure for Reserve & Surplus pursuant to Schedule III to the Companies Act, 2013

Reserve & Surplus	MARCH 31, 2017	MARCH 31, 2016
	₹	₹
Profit & Loss A/c (Dr.) -		
Opening balance	(64,701)	(49,901)
(+) Net Profit/(Net Loss) of current year	7,537	(14,800)
Closing Balance	(57,165)	(64,701)

Schedule 3 Disclosure for Short Term Borrowings pursuant to Schedule III to the Companies Act, 2013

Short Term Borrowings	MARCH 31, 2017	MARCH 31, 2016
	₹	₹
Loan From Related Parties	-	-
Unsecured Loan	24,11,564	24,11,564
Closing Balance	24,11,564	24,11,564

Schedule 4 Disclosure for Trade Payables pursuant to Schedule III to the Companies Act, 2013

Trade Payables	MARCH 31, 2017	MARCH 31, 2016
	₹	₹
Audit Fees Payable	23,000	16,500
Professional Tax Payable	5,000	2,500
Closing Balance	28,000	19,000



Schedule 5 Disclosure for Other Current Liability pursuant to Schedule III to the Companies Act, 2013

Other Current Liability	MARCH 31, 2017	MARCH 31, 2016
	₹	₹
Sundry Creditors	8,650	8,650
TDS PAYABLE	25,095	-
Closing Balance	33,745	8,650

Schedule 6 Disclosure for Other Non Current Assets pursuant to Schedule III to the Companies Act, 2013

Other Non Current Assets	MARCH 31, 2017	MARCH 31, 2016
	₹	₹
Pre-operative Exp. Pending for allocation	2,98,527	2,98,527
Less :- Addition during the Year	5,04,636	-
	8,03,163	2,98,527
Preliminary Expenses	17,700	17,700
Less :- Preliminary Expenses W/Off	17,700	-
	-	17,700
Closing Balance	8,03,163	3,16,227

Schedule 7 Disclosure for Cash and Cash Equivalent pursuant to Schedule III to the Companies Act, 2013

Cash and cash equivalents	MARCH 31, 2017	MARCH 31, 2016
	₹	₹
a. Balances with banks		
-- Punjab National Bank	1,06,260	43,878
b. Cash in hand	2,08,611	2,132
Closing Balance	3,14,871	46,010

Schedule 8 Disclosure for Short Term Loans & Advances pursuant to Schedule III to the Companies Act, 2013

Short Term Loans & Advances	MARCH 31, 2017	MARCH 31, 2016
	₹	₹
Loans & Advances to Related Parties	(7,35,610)	21,12,276
Advance Against Project	20,00,000	
BIJAY KUMAR JAIN	1,00,000	
Advance Against Expenses	35,500	
Closing Balance	13,99,890	21,12,276

Schedule 9 Disclosure for Other Expenses pursuant to Schedule III to the Companies Act, 2013

Other expenses	MARCH 31, 2017	MARCH 31, 2016
	₹	₹
Statutory Audit Fees	6,500	6,500
Trade License	8,650	4,200
Bank Charges	1,814	
Professional tax	2,500	2,500
Filing Fees	1,600	1,600
Professional Fees	2,50,950	
Legal Expenses	63,180	
Registration Expenses	1,90,506	
General Expenses	13,120	-
Preliminary Expenses W/Off	17,700	
	5,56,520	14,800
Less :- Transferred to Pre-Operative Expenses	5,04,636	
Closing Balance	51,884	14,800

